INTERNET APPLICATION DEVELOPMENT

LAB: 3B

LAB REPORT

NAME: HAFSA

Roll Number: BS-22-IB-105533

DEPARTMENT: CIS (22-26)

Question 1) Consider the project database designed and implemented during previous semester i.e. Fall 2024. Its implementation was done using structured query language during previous semester. Try to recall major relations in your project database. You already have its report in printed form.

There is a need to implement a web based solution for above mentioned database. The web based solution must incorporate various functionalities of your project.

(1) Registration of Student/Patient/Passenger/Customer, or whatever is applicable in your project.
(2) Search facilities including partial matches
(3) Any other project specific functionalities
(4) Role based access control
(5) Payment system (if required)

As a first step design above mentioned (i) to (v) user interfaces using paper and pencil.

Next write appropriate html for creating (i) to (v) user interface prototypes.

Create links for navigation among above pages.

Design a menu using list and styles.

Add help pages for user guidance.

Either use table for layout or may opt for flow based layout.

Test user interface prototypes in browser.

Experiment with style sheets.

Home.aspx

```
<%@ Page Language="VB" %>

<!DOCTYPE html>
<html>
<head>
```

```
    <title>Grocery Store - Home</title>
</head>
<body>
    <h2>WELCOME TO GROCERY STORE MANAGEMENT SYSTEM</h2>
    <ul>
        <li><a href="Registration.aspx">Customer Registration</a></li>
        <li><a href="Search.aspx">Search Products</a></li>
        <li><a href="Order.aspx">Place an Order</a></li>
        <li><a href="Payment.aspx">Make Payment</a></li>
        <li><a href="Tracking.aspx">Track Order</a></li>
        <li><a href="Help.aspx">Help & Guidance</a></li>
    </ul>
</body>
</html>
```

OUTPUT:

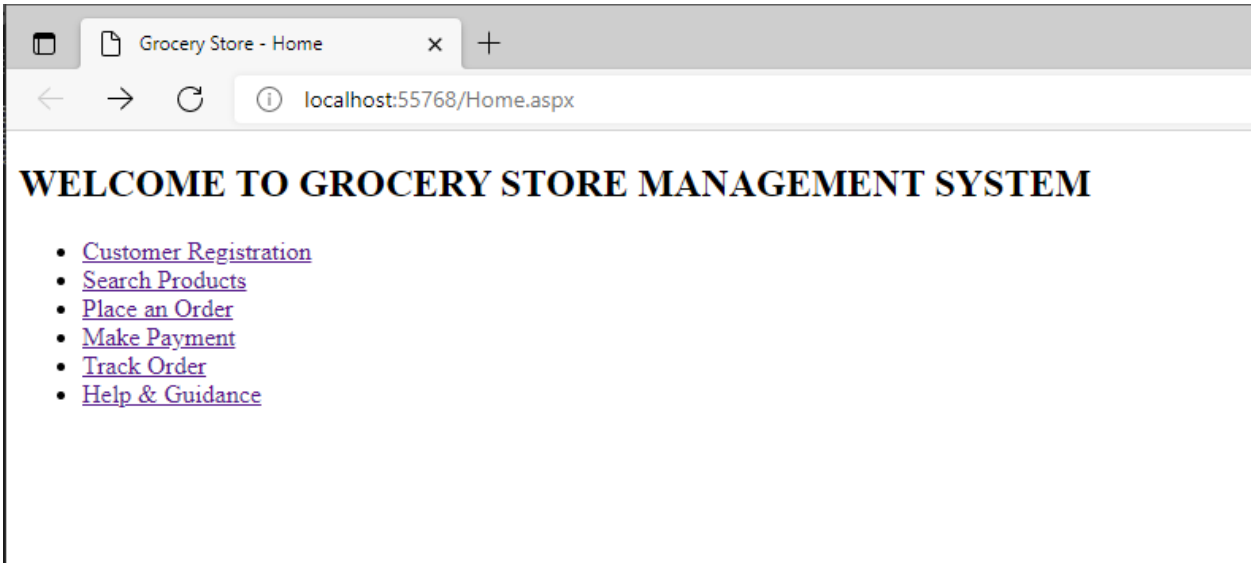

Registration.aspx

```
<%@ Page Language="VB" %>

<!DOCTYPE html>
<html>
<head>
    <title>Customer Registration</title>
</head>
<body>
    <h2>Register New Customer</h2>
    <form runat="server">
```

```
        <label>Name:</label><br />
        <asp:TextBox ID="txtName" runat="server" /><br /><br />

        <label>Username:</label><br />
        <asp:TextBox ID="txtUsername" runat="server" /><br /><br />

        <label>Password:</label><br />
        <asp:TextBox ID="txtPassword" TextMode="Password" runat="server"
/><br /><br />

        <label>Address (House No, Street No, City):</label><br />
        <asp:TextBox ID="txtAddress" runat="server" TextMode="MultiLine"
Rows="3" Columns="30" /><br /><br />

        <asp:Button ID="btnRegister" runat="server" Text="Register" />
    </form>
</body>
</html>
```

OUTPUT:

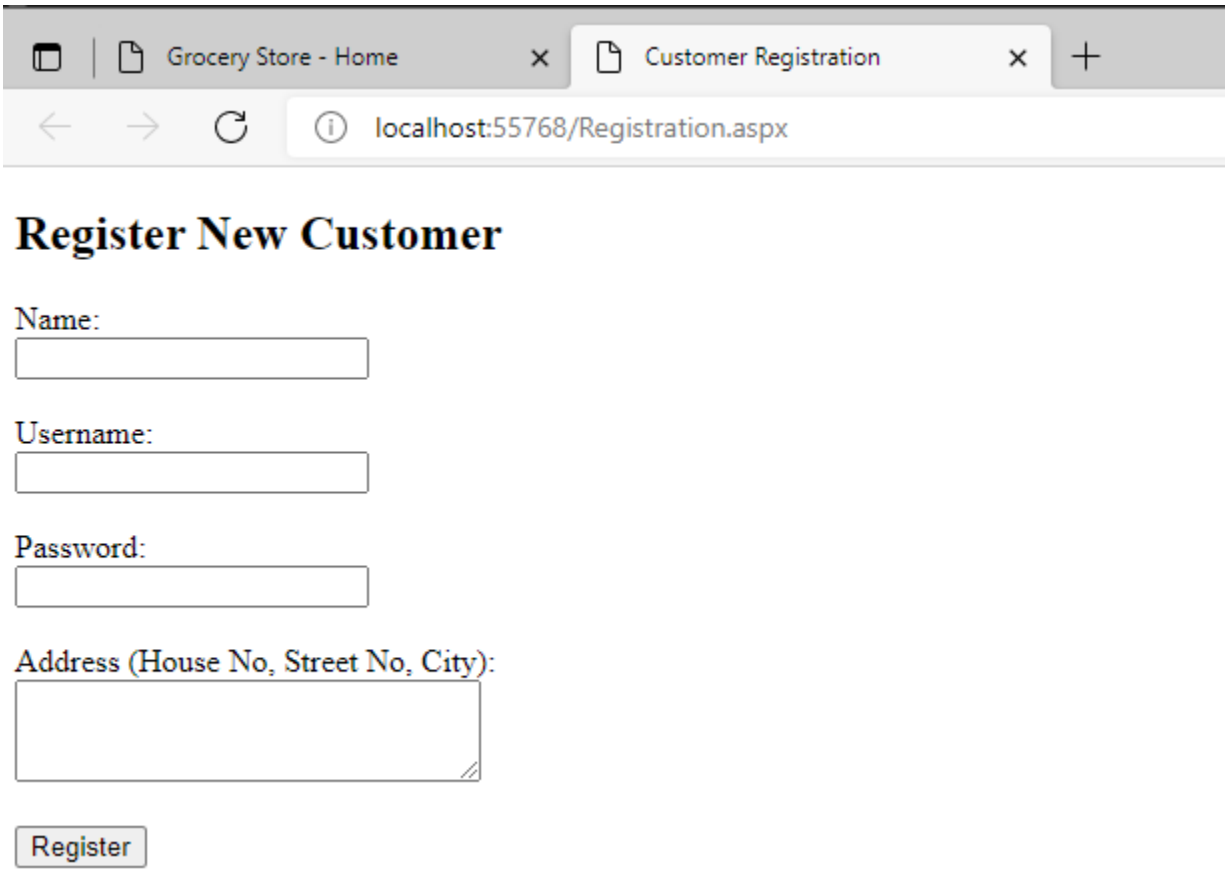

Search.aspx

```
<%@ Page Language="VB" %>


<!DOCTYPE html>
<html>
<head>
    <title>Search Products</title>
</head>
<body>
    <h2>Search Products</h2>
    <form runat="server">
        <label>Enter Product Name or Keyword:</label><br />
        <asp:TextBox ID="txtSearch" runat="server" /><br /><br />
        <asp:Button ID="btnSearch" runat="server" Text="Search" /><br
/><br />
        <asp:GridView ID="gvResults" runat="server"
AutoGenerateColumns="True" />
    </form>
</body>
</html>
```

OUTPUT:

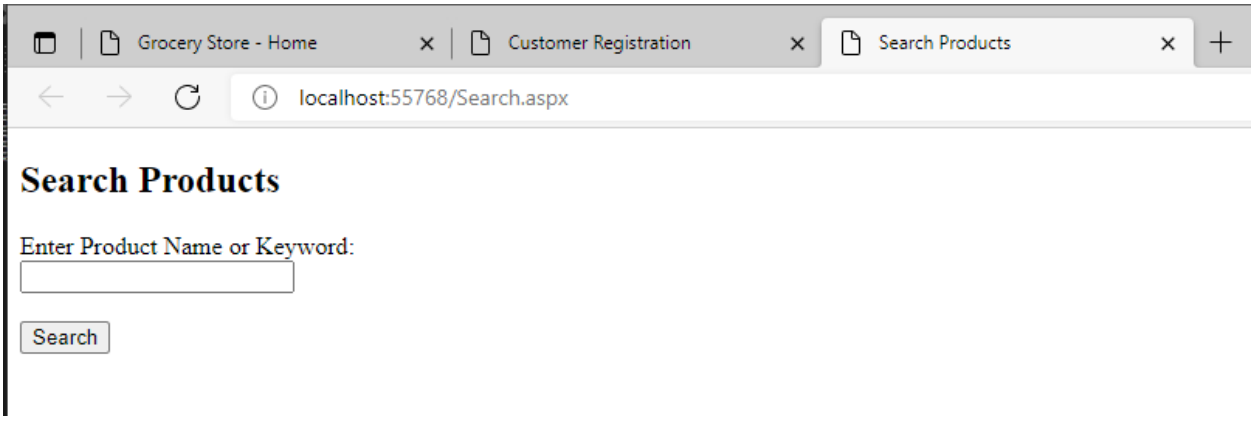

Order.aspx

```
<%@ Page Language="VB" %>


<!DOCTYPE html>
<html>
<head>
    <title>Place Order</title>
</head>
```

```
<body>
    <h2>Place an Order</h2>
    <form runat="server">
        <label>Select Product:</label><br />
        <asp:DropDownList ID="ddlProducts" runat="server" /><br /><br />

        <label>Quantity:</label><br />
        <asp:TextBox ID="txtQuantity" runat="server" /><br /><br />

        <asp:Button ID="btnPlaceOrder" runat="server" Text="Place Order"
/>
    </form>
</body>
</html>
```

OUTPUT:

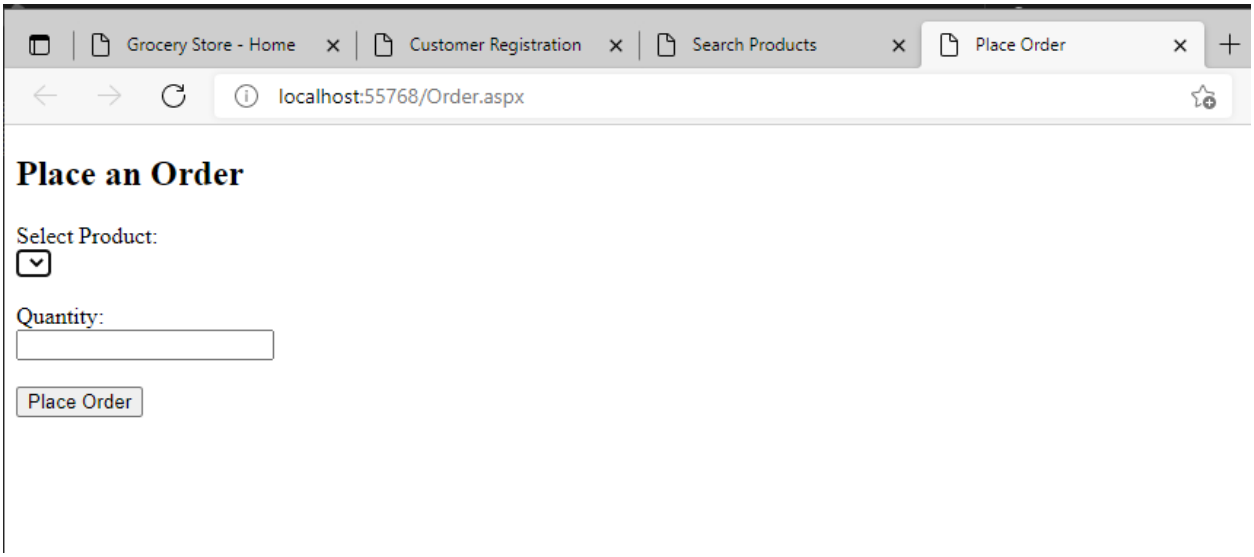

Payment.aspx

```
<%@ Page Language="VB" %>


<!DOCTYPE html>
<html>
<head>
    <title>Payment</title>
</head>
<body>
    <h2>Make Payment</h2>
    <form runat="server">
        <label>Select Payment Method:</label><br />
        <asp:DropDownList ID="ddlMethod" runat="server">
            <asp:ListItem Text="Cash on Delivery" Value="COD" />
```

```
            <asp:ListItem Text="Online" Value="Online" />
        </asp:DropDownList><br /><br />

        <label>Amount:</label><br />
        <asp:TextBox ID="txtAmount" runat="server" /><br /><br />

        <asp:Button ID="btnPay" runat="server" Text="Pay Now" />
    </form>
</body>
</html>
```

OUTPUT:

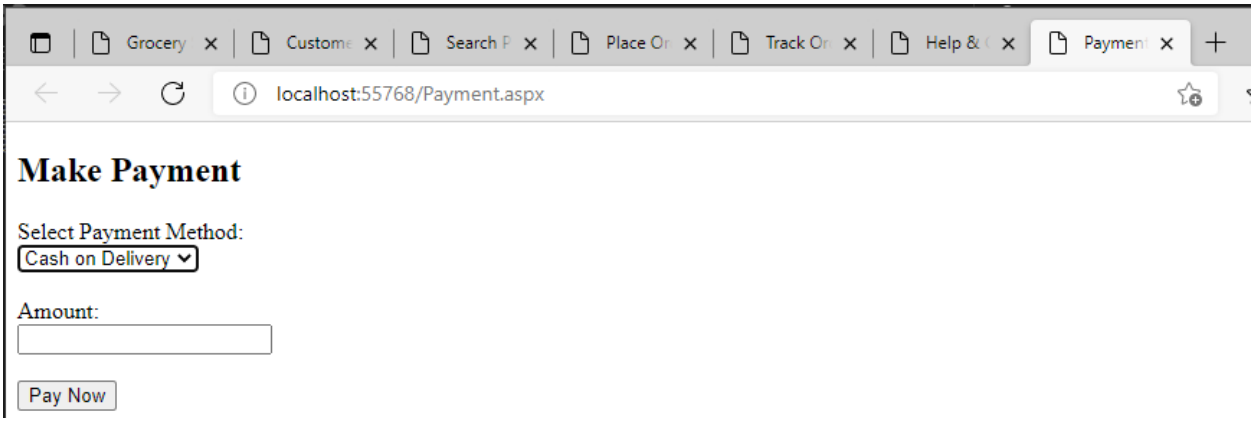

Tracking.aspx

```
<%@ Page Language="VB" %>


<!DOCTYPE html>
<html>
<head>
    <title>Track Order</title>
</head>
<body>
    <h2>Track Your Order</h2>
    <form runat="server">
        <label>Enter Order ID:</label><br />
        <asp:TextBox ID="txtOrderID" runat="server" /><br /><br />
        <asp:Button ID="btnTrack" runat="server" Text="Track" /><br
/><br />
        <asp:Label ID="lblStatus" runat="server" ForeColor="Blue" />
    </form>
</body>
</html>
```

OUTPUT:

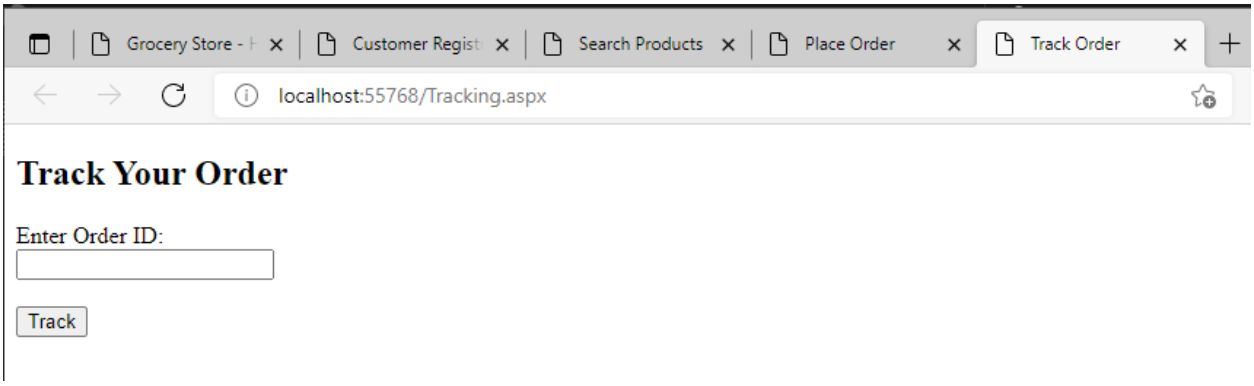

Help.aspx

```
<%@ Page Language="VB" %>


<!DOCTYPE html>
<html>
<head>
    <title>Help & Guidance</title>
</head>
<body>
    <h2>Help Page</h2>
    <p>This is a simple grocery store system. You can:</p>
    <ul>
        <li>Register as a customer</li>
        <li>Search and browse available products</li>
        <li>Place orders and make payments</li>
        <li>Track your order's status</li>
    </ul>
    <p>For help, contact support@grocerystore.com</p>
</body>
</html>
```

OUTPUT:

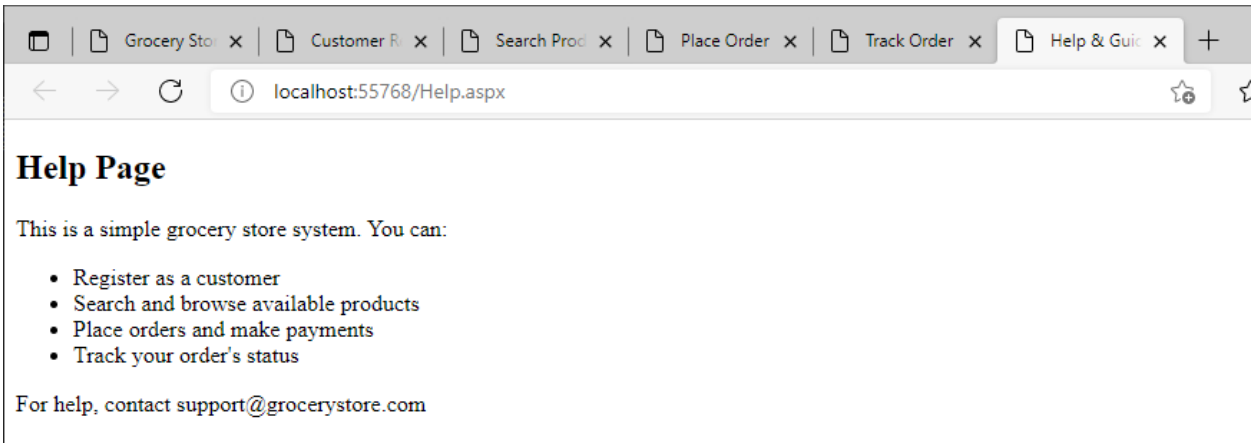

Question 2) In order to further extend the scope of project you are advised to think over, how business intelligence can be incorporated in above system. You may consider the following two requirements of business intelligence:

i) Try to apply segmentation analysis in your system?
ii) How user profiling can be added?

ANSWER:

To enhance grocery store management system, **Business Intelligence (BI)** can play a vital role by helping decision-makers (like store managers or admins) gain valuable insights from stored data. This can lead to smarter decisions, better customer satisfaction, and increased sales.

1. Segmentation Analysis:

Segmentation analysis involves dividing customers into different meaningful groups (segments) based on their behavior, characteristics, or preferences. This helps businesses tailor services and marketing strategies according to the specific needs of each group.

2. User Profiling:

User profiling is collecting and analyzing information about individual customers to create a detailed profile of their preferences, habits, and behavior. This profile helps personalize their experience on your website or app.